



Discount Products

Manual

Version: 2.0.0

Table of Contents

I.	INTRODUCTION	3
II.	INSTALLATION	3
a.	System Requirements	3
b.	Installation	3
III.	Settings	3
a.	General Section	4
b.	Custom Design	5
IV.	Listing Page.....	6
V.	Widget	7
a.	Widget Setting.....	7
b.	Widget (Grid Mode).....	8
c.	Widget (List Mode)	9
d.	Widget Slider Options	10
e.	Widget (Slider List Mode)	11
f.	Widget (Slider Grid Mode)	11
VI.	Tips	12

I. INTRODUCTION

Discount Products is an extension that help you display all discount products to boot up the sale volume.

Features:

- Discount Products Listing Page: A page list all discount products (special price) of the website with pagination and layered navigation. Also you can set the page title, description, meta title, meta keywords, meta description, url key, and page layout.
- Custom Design: You can set a theme and the page layout of the discount product listing with a date range and add xml layout update.
- Category Discount Products Listing page: A page list all discount products of the category you want with pagination and layered navigation.
- Widget: List a number of discount products you want in a specific category or depend on the page context with a more products link.

II. INSTALLATION

a. System Requirements

- Support Magento Community Edition 1.4, 1.5, 1.6, 1.7, 1.8
- All4coding Core v2.0.0
- Price Reindex v2.0.0

b. Installation

- Login to Magento Admin Panel
- Go to **All4coding > Extension Manager**
- Click the Install button of the extension and follow the instruction on the installation wizard to install the extension. Please Read All4coding Core Manual for more information.

III. Settings

Go to **All4coding > Discount Products Settings**

a. General Section

General		
Show Products Discount Greater/Equal %	<input type="text"/>	[STORE VIEW]
	▲ If left empty all discount products will be show.	
Title	<input type="text" value="Discount Products"/>	[STORE VIEW]
Description	<input type="text" value="Check out our discount products collection"/>	[STORE VIEW]
Meta Title	<input type="text" value="Discount Products"/>	[STORE VIEW]
Meta Keywords	<input type="text" value="discount products"/>	[STORE VIEW]
Meta Description	<input type="text" value="Check out our discount products collection"/>	[STORE VIEW]
URL key	<input type="text"/>	[STORE VIEW]
Use Layered Navigation	<input type="text" value="Yes"/>	[STORE VIEW]
Page Layout	<input type="text" value="3 columns"/>	[STORE VIEW]

- Show Products Discount Greater/Equal %: If left empty all discount products will be shown.

- Title: The title for the listing page.
- Description: The description for the listing page.
- Meta Title: The meta title for the listing page for SEO
- Meta Keywords: The meta keywords for the listing page for SEO
- Meta Description: The meta description for the listing page for SEO
- URL Key: SEF (Search Engine Friendly) link, use for SEO
- Use Layered Navigation: Whether or not display layered navigation menu on the discount products listing page
- Page Layout: page layout you want to set for the listing page

b. Custom Design

- Custom Design: The theme you want to set for the products listing.
- Active From: set a from time the custom design is applied. If empty the custom design will be applied immediately.
- Active To: set time that the custom design will expired. If empty the custom design will be applied forever.
- Custom Layout: the page layout you want to apply for the listing page.

- Custom Layout Update: The xml layout update you want to set for the listing page.

IV. Listing Page

SHOP BY

SHOPPING OPTIONS

CATEGORY
[Electronics](#) (2)
[Apparel](#) (5)

PRICE
[\\$0.00 - \\$100.00](#) (4)
[\\$100.00 - \\$200.00](#) (1)
[\\$500.00 - \\$600.00](#) (1)
[\\$600.00 - \\$700.00](#) (1)

COLOR
[White](#) (2)
[Black](#) (1)
[Green](#) (2)

BRAND
Dell (0)
Toshiba (0)
Gateway (0)
Sony (0)
Apple (0)
IBM (0)
Acer (0)








MANUFACTURER
[HTC](#) (1)

Discount Products

Check out our discount products collection

7 Item(s) Show 9 per page

View as: [Grid](#) [List](#) Sort By: [Timeout](#)

 <p>The Get Up Kids: Band Camp Pullover Hoodie ★★★★☆ 2 Review(s) Regular Price: \$30.00 Special Price: \$25.00</p> <p>Add to Cart Add to Wishlist Add to Compare</p>	 <p>HTC Touch Diamond Regular Price: \$750.00 Special Price: \$550.00</p> <p>Add to Cart Add to Wishlist Add to Compare</p>	 <p>Zolof The Rock And Roll Destroyer: LOL Cat T-shirt Regular Price: \$43.50 Special Price: \$11.00 As low as: \$9.50</p> <p>Add to Cart Add to Wishlist Add to Compare</p>
 <p>Ink Eater: Krylon Bombear Destroyed Tee Regular Price: \$22.00 Special Price: \$20.00 As low as: \$18.00</p> <p>Add to Cart Add to Wishlist Add to Compare</p>	 <p>Coalesce: Functioning On Impatience T-Shirt Regular Price: \$45.00 Special Price: \$14.00</p> <p>Add to Cart Add to Wishlist Add to Compare</p>	 <p>The Only Children: Paisley T-Shirt Regular Price: \$400.00 Special Price: \$95.00 As low as: \$80.00</p> <p>Add to Cart Add to Wishlist Add to Compare</p>
 <p>My Computer From: \$635.98 To: \$3,786.70</p> <p>Add to Cart Add to Wishlist Add to Compare</p>		

7 Item(s) Show 9 per page

View as: [Grid](#) [List](#) Sort By: [Timeout](#)

COMPARE PRODUCTS
You have no items to compare.


MY CART
You have no items in your shopping cart.

COMMUNITY POLL
What is your favorite Magento feature?

Layered Navigation
 Price Rules
 Category Management
 Compare Products

[Vote](#)

Did you know?
Our customer service is available **24/7**
(555) 555-0123
Hold on, help is on the way.



POPULAR TAGS

Camera Hohoho **SEXY**
Test bones COOL cool t-shirt
crap good green hip laptop
mobile nice notebook phone red
tight trendy young

[View All Tags](#)

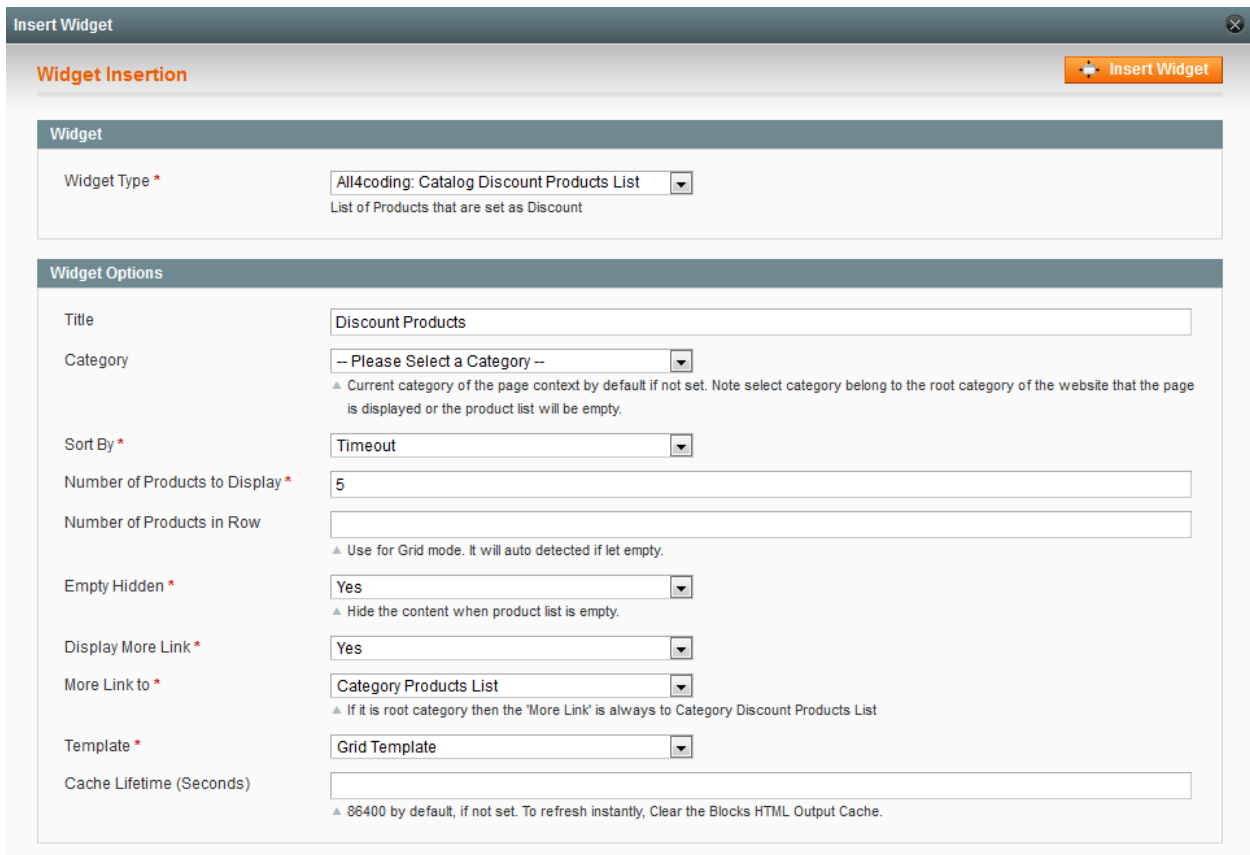
NEWSLETTER

Sign Up for Our Newsletter:

[Subscribe](#)

V. Widget

a. Widget Setting



The screenshot shows the 'Insert Widget' dialog box. The 'Widget Insertion' section has a 'Widget Type' dropdown set to 'All4coding: Catalog Discount Products List' with a subtext 'List of Products that are set as Discount'. The 'Widget Options' section contains the following fields:





- Title: Text input with 'Discount Products'.
- Category: Dropdown menu with '-- Please Select a Category --'. A note below reads: '▲ Current category of the page context by default if not set. Note select category belong to the root category of the website that the page is displayed or the product list will be empty.'
- Sort By: Dropdown menu with 'Timeout'.
- Number of Products to Display: Text input with '5'.
- Number of Products in Row: Text input, empty. A note below reads: '▲ Use for Grid mode. It will auto detected if let empty.'
- Empty Hidden: Dropdown menu with 'Yes'. A note below reads: '▲ Hide the content when product list is empty.'
- Display More Link: Dropdown menu with 'Yes'.
- More Link to: Dropdown menu with 'Category Products List'. A note below reads: '▲ If it is root category then the 'More Link' is always to Category Discount Products List'.
- Template: Dropdown menu with 'Grid Template'.
- Cache Lifetime (Seconds): Text input, empty. A note below reads: '▲ 86400 by default, if not set. To refresh instantly, Clear the Blocks HTML Output Cache.'

- Title: The title for the widget
- Category: Select the category you want to list in the widget. If empty it will depend on the page context (If put the widget in the CMS page it will use the website root category, if put the widget in the category page it will use the category of that page). NOTE: If you have multi website be careful, only select the root category and sub category of the root category of that site. If you select a category not in the root category of the website you want the widget to display, then the widget products listing will be empty.
- Sort By: Timeout or Random
- Number of Products to Display: Number of products you want to display with this widget.
- Number of Products in Row: Use in Grid Mode, if empty will auto detects.
- Empty Hidden: Hide the content when product list is empty
- Display More Link: Whether or not display the more products link in the widget.
- More Link to: category or category listing page. If is root category then the more link always is the root category discount page.

- Template: the widget display in Grid mode or List mode
- Cache Lifetime: the number of second the widget cache will expire and refresh. If not set the default value is 86400, If set to 0 then the widget will not cache.

b. Widget (Grid Mode)

Discount Products

			
<p><u>The Get Up Kids: Band Camp Pullover Hoodie</u> ★★★★★ 2 Review(s) Regular Price: \$30.00 Special Price: \$25.00</p>	<p><u>HTC Touch Diamond</u> Regular Price: \$750.00 Special Price: \$550.00</p>	<p><u>Zolof The Rock And Roll Destroyer: LOL Cat T-shirt</u> Regular Price: \$13.50 Special Price: \$11.00 As low as: <u>\$9.50</u></p>	<p><u>Ink Eater: Krylon Bombear Destroyed Tee</u> Regular Price: \$22.00 Special Price: \$20.00 As low as: <u>\$18.00</u></p>
<p>Add to Cart Add to Wishlist Add to Compare</p>	<p>Add to Cart Add to Wishlist Add to Compare</p>	<p>Add to Cart Add to Wishlist Add to Compare</p>	<p>Add to Cart Add to Wishlist Add to Compare</p>

[More Products](#)

c. Widget (List Mode)

Discount Products



The Get Up Kids: Band Camp Pullover Hoodie

★★★★☆ 2 Review(s)

Regular Price: ~~\$30.00~~

Add to Cart

Special Price: \$25.00

[Add to Wishlist](#) | [Add to Compare](#)



Zolof The Rock And Roll Destroyer: LOL Cat T-shirt

Regular Price: ~~\$13.50~~

Add to Cart

Special Price: \$11.00

[As low as: \\$9.50](#)

[Add to Wishlist](#) | [Add to Compare](#)



Ink Eater: Krylon Bombear Destroyed Tee

Regular Price: ~~\$22.00~~

Add to Cart

Special Price: \$20.00

[As low as: \\$18.00](#)

[Add to Wishlist](#) | [Add to Compare](#)



Coalesce: Functioning On Impatience T-Shirt

Regular Price: ~~\$15.00~~

Add to Cart

Special Price: \$14.00

[Add to Wishlist](#) | [Add to Compare](#)

[More Products](#)

d. Widget Slider Options

Insert Widget

Widget Insertion Insert Widget

Widget

Widget Type ^{*}
List of Products that are set as Discount

Widget Options

Title	<input type="text" value="Discount Products"/>
Category	<input type="text" value="-- Please Select a Category --"/> <small>▲ Current category of the page context by default if not set. Note select category belong to the root category of the website that the page is displayed or the product list will be empty.</small>
Sort By [*]	<input type="text" value="Timeout"/>
Number of Products to Display [*]	<input type="text" value="5"/>
Display More Link [*]	<input type="text" value="Yes"/>
More Link to [*]	<input type="text" value="Category Products List"/> <small>▲ If it is root category then the 'More Link' is always to Category Discount Products List</small>
Template [*]	<input type="text" value="Slider Template"/>
Mode [*]	<input type="text" value="Horizontal"/> <small>▲ Type of transition between each slide</small>
Speed [*]	<input type="text" value="500"/> <small>▲ In ms, duration of time slide transitions will occupy</small>
Infinite Loop [*]	<input type="text" value="Yes"/> <small>▲ Display the first slide successively after the last. Not work on auto slideshow mode.</small>
Controls [*]	<input type="text" value="Yes"/> <small>▲ Display previous and next controls</small>
Starting Slide	<input type="text" value="0"/> <small>▲ Show will start on specified slide. Note: slides are zero based</small>
Random Start [*]	<input type="text" value="No"/> <small>▲ If true show will start on a random slide</small>
Hide Control On End [*]	<input type="text" value="No"/> <small>▲ If true, will hide 'next' control on last slide and 'prev' control on first</small>
Easing [*]	<input type="text" value="easeOutBounce"/> <small>▲ Check out the easing effect here</small>
Auto [*]	<input type="text" value="Yes"/> <small>▲ Make slide transitions occur automatically</small>
Pause [*]	<input type="text" value="3000"/> <small>▲ In ms, the duration between each slide transition</small>
Auto Delay	<input type="text" value="0"/> <small>▲ In ms, the amount of time before starting the auto show</small>
Auto Direction [*]	<input type="text" value="Next"/> <small>▲ Direction in which auto show will traverse</small>
Auto Hover [*]	<input type="text" value="Yes"/> <small>▲ If true show will pause on mouse over</small>
Pager [*]	<input type="text" value="Yes"/> <small>▲ Display pager items</small>
Cache Lifetime (Seconds)	<input type="text"/> <small>▲ 86400 by default, if not set. To refresh instantly, Clear the Blocks HTML Output Cache.</small>

- Grid Mode: Display Slider in grid mode
- Number of Rows to Display: Use for slider grid mode. Number of rows in the slider grid mode default is 1.
- Mode: The slider transition effect
- Speed: duration of the slide transition
- Infinite Loop: Display the first slide after the last.
- Controls: Display control buttons or not
- Starting Slide: Show will start on specified slide. Note: slides are zero based
- Random Start: If true show will start on a random slide
- Hide Control on End: If true, will hide 'next' control on last slide and 'prev' control on first
- Easing: the easing effect for the transition
- Auto: If true slider will start automatically
- Pause: In ms, the duration between each slide transition
- Auto Delay: In ms, the amount of time before starting the auto show
- Auto Direction: Direction in which auto show will traverse
- Auto Hover: If true show will pause on mouse over
- Pager: Display pager items

e. Widget (Slider List Mode)

Discount Products (Slider List Template - Horizontal - Random Products)



Olympus Stylus 750 7.1MP Digital Camera

Regular Price: ~~\$161.94~~ [Add to Cart](#)

Special Price: \$129.55

A technically sophisticated point-and-shoot camera offering a number of pioneering technologies such as Dual Image Stabilization, Bright Capture Technology, and TruePic Turbo, as well as a powerful 5x optical zoom.









[Add to Wishlist](#) | [Add to Compare](#)



[More Products](#)

f. Widget (Slider Grid Mode)

Discount Products (Slider Grid Template - Horizontal - Random Products)

 <p>Coalesce: Functioning On Impatience T-Shirt Regular Price: \$45.00 Special Price: \$12.00</p> <p>Add to Cart Add to Wishlist Add to Compare</p>	 <p>The Get Up Kids: Band Camp Pullover Hoodie Regular Price: \$30.00 Special Price: \$22.00</p> <p>Add to Cart Add to Wishlist Add to Compare</p>	 <p>Canon Digital Rebel XT 8MP Digital SLR Camera Regular Price: \$550.00 Special Price: \$440.00</p> <p>Add to Cart Add to Wishlist Add to Compare</p>	 <p>ECCO Womens Golf Flexor Golf Shoe Regular Price: \$459.99 Special Price: \$140.00</p> <p>Add to Cart Add to Wishlist Add to Compare</p>
 <p>Nine West Women's Lucero Pump Regular Price: \$99.99 Special Price: \$75.00</p> <p>Add to Cart Add to Wishlist Add to Compare</p>	 <p>Akio Dresser Regular Price: \$399.99 Special Price: \$350.00</p> <p>Add to Cart Add to Wishlist Add to Compare</p>	 <p>Zolof The Rock And Roll Destroyer: LOL Cat T-shirt Regular Price: \$43.50 Special Price: \$10.00 As low as: \$9.50</p> <p>Add to Cart Add to Wishlist Add to Compare</p>	 <p>Kodak EasyShare C530 5MP Digital Camera Regular Price: \$499.99 Special Price: \$159.99</p> <p>Add to Cart Add to Wishlist Add to Compare</p>

[More Products](#)

VI. Tips

- If you want to list products of root category in home page and list products of sub category in a sub category page.
- Go to CMS > Static Blocks, and create a new block and insert a widget with category is empty. So you can reuse this block in every category you want to list products of that category.
- Include that block in home page. And it will list all products in the root category.
- For category go to the category you want to add the products listing. And then select Display Settings, at the field Display mode select 'Static block only' or 'Static block and products', then at the field CMS block select the widget block you have created. And in the frontend it will list all the new products in that category.